

**Patient:** TEST PATIENT **Sex:** M/F  
**Accession #:** 00000000 **Sample Type:** DBS

**Date of Birth:** YYYY-DD-MM **Age:** #

IgG

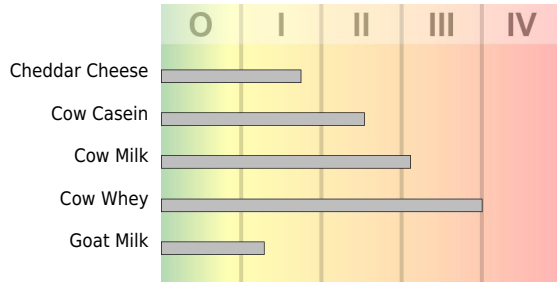
**Collected:** YYYY-DD-MM **Received:** YYYY-DD-MM **Completed:** YYYY-DD-MM

**Physician:** TEST DOCTOR

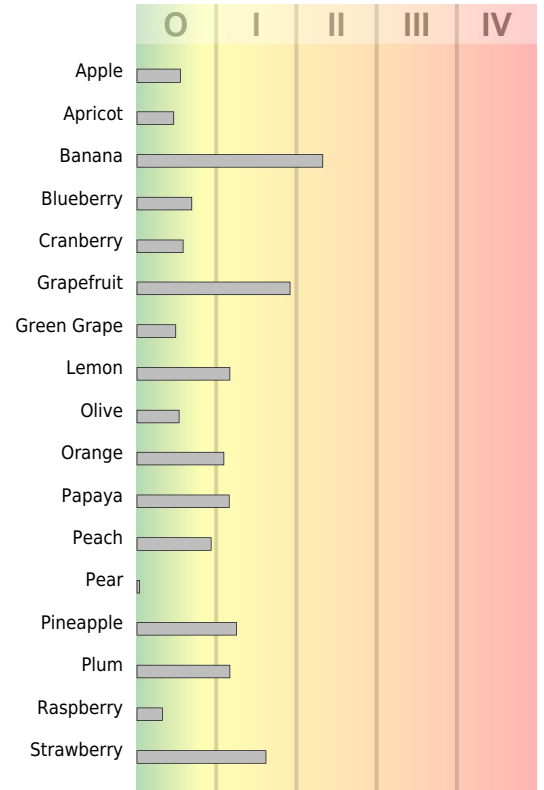
CLIA #: 50D0965661  
COLA accredited

## Dairy

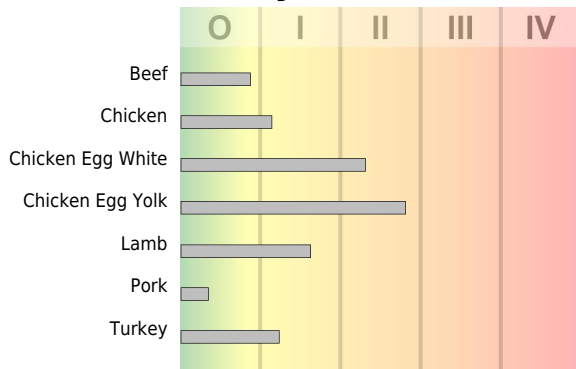
*Bovine-derived unless specified*



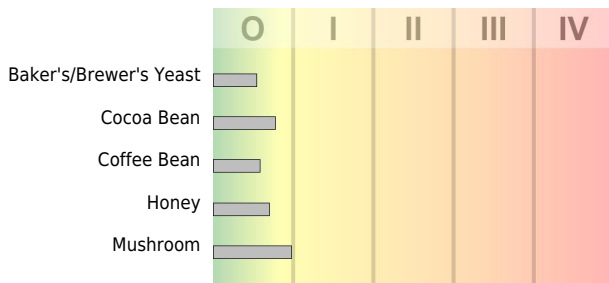
## Fruits



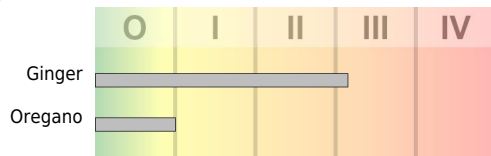
## Meat/Poultry



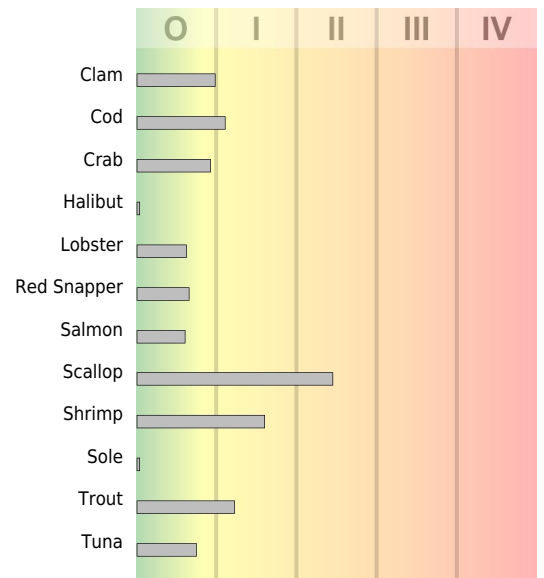
## Misc



## Spices



## Fish/Crustacea/Mollusk



### Reaction Class

Director: Stephen Markus, MD

	0	I	II	III	IV
IgA (mg/L)	<1.95	≥1.95-3.90	>3.90-15.60	>15.60-29.90	>29.90
IgG (mg/L)	<2.50	≥2.50-5.00	>5.00-20.30	>20.30-47.10	>47.10
IgG4 (mg/L)	<1.20	≥1.20-4.70	>4.70-18.80	>18.80-37.50	>37.50
	Undetected	Low	Moderate	High	Very High

This test was performed by US-BIOTEK

CLIA #: 50D0965661 COLA accredited

**Patient:** TEST PATIENT **Sex:** M/F  
**Accession #:** 00000000 **Sample Type:** DBS

**Date of Birth:** YYYY-DD-MM **Age:** #

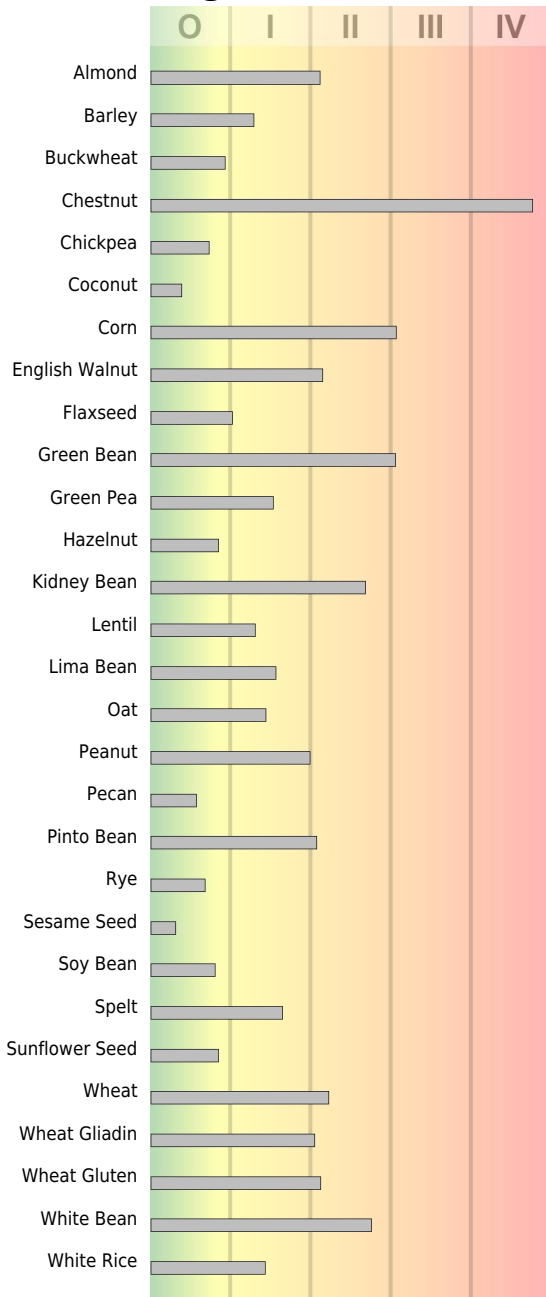
IgA

**Collected:** YYYY-DD-MM **Received:** YYYY-DD-MM **Completed:** YYYY-DD-MM

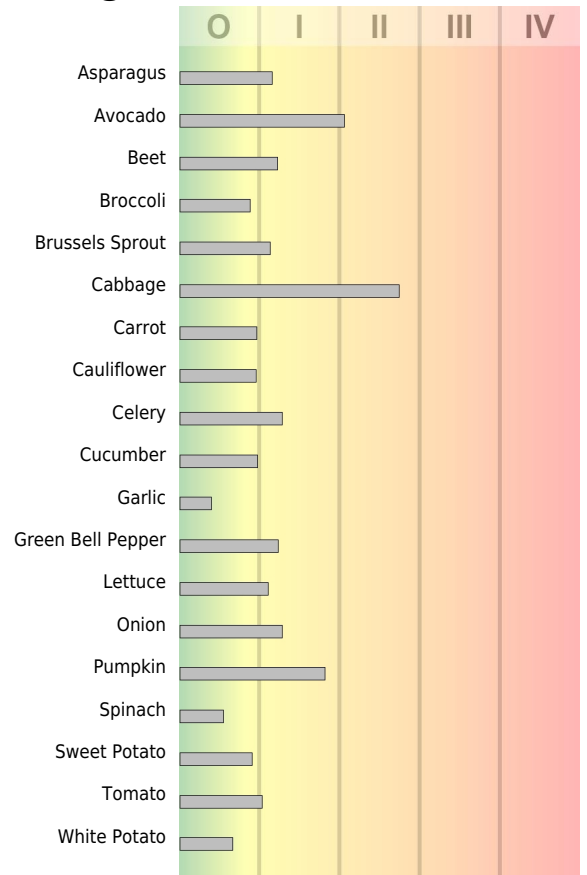
**Physician:** TEST DOCTOR

CLIA #: 50D0965661  
COLA accredited

## Grains/Legumes/Nuts



## Vegetables



### Reaction Class

Director: Stephen Markus, MD

	O	I	II	III	IV
IgA (mg/L)	<1.95	≥1.95-3.90	>3.90-15.60	>15.60-29.90	>29.90
IgG (mg/L)	<2.50	≥2.50-5.00	>5.00-20.30	>20.30-47.10	>47.10
IgG4 (mg/L)	<1.20	≥1.20-4.70	>4.70-18.80	>18.80-37.50	>37.50
	Undetected	Low	Moderate	High	Very High