



TEST PATIENT

GUa d'Y'HYghBUa Y
 Sex : :
 DUHy Collected : 00-00-0000
 111 H9GH ROAD TEST SUBURB
@AB =8: 00000000 UR#:0000000

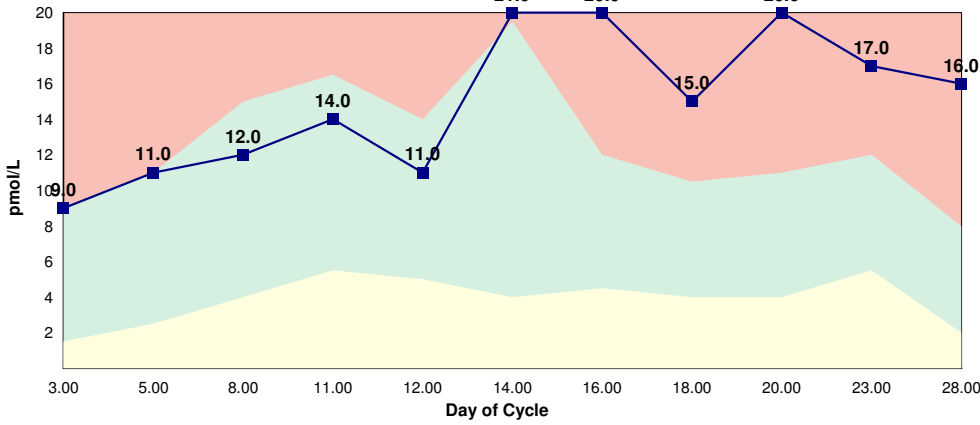
TEST PHYSICIAN

DR JOHN DOE
 111 CLINIC STF 99H
 7@B=7'GI 6I F 6'J =7'' \$\$\$

P: 1300 688 522
 E: info@nutripath.com.au
 A: PO Box 442 Ashburton VIC 3142

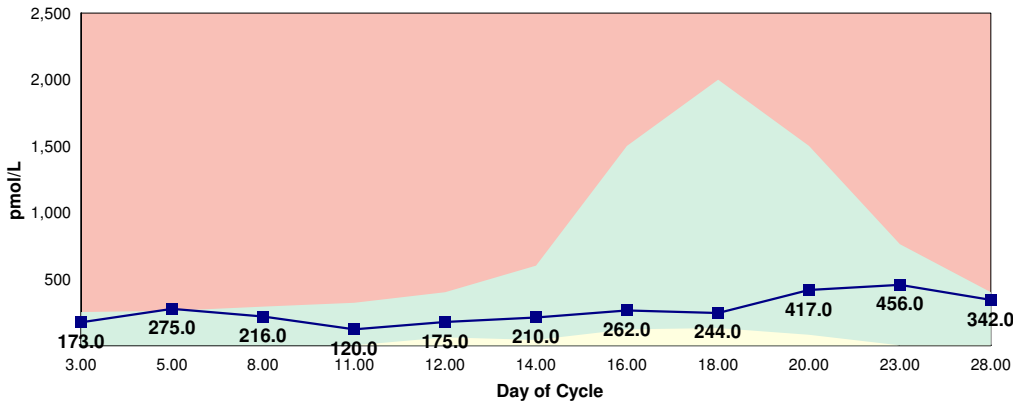
28 Day Female Cycle Hormone Profile

OESTRADIOL



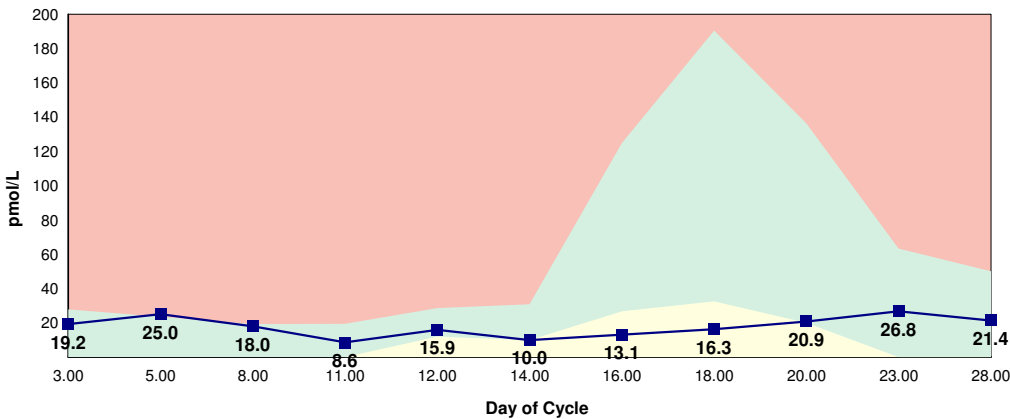
Day	Result (pmol/L)	Range
3	9.0	1.5 - 9.0
5	11.0	2.5 - 11.0
8	12.0	4.0 - 15.0
11	14.0	5.5 - 16.5
12	11.0	5.0 - 14.0
14	21.0 *H	4.0 - 19.5
16	20.0 *H	4.5 - 12.0
18	15.0 *H	4.0 - 10.5
20	20.0 *H	4.0 - 11.0
23	17.0 *H	5.5 - 12.0
28	16.0 *H	2.0 - 8.0

PROGESTERONE



Day	Result (pmol/L)	Range
3	173.0	0.0 - 250.0
5	275.0 *H	0.0 - 260.0
8	216.0	0.0 - 290.0
11	120.0	0.0 - 320.0
12	175.0	60.0 - 400.0
14	210.0	40.0 - 600.0
16	262.0	120.0 - 1500.0
18	244.0	130.0 - 2000.0
20	417.0	80.0 - 1500.0
23	456.0	0.0 - 760.0
28	342.0	0.0 - 400.0

PROG/E2 RATIO



Day	Result (pmol/L)	Range
3	19.2	0.0 - 27.8
5	25.0 *H	0.0 - 23.6
8	18.0	0.0 - 19.3
11	8.6	0.0 - 19.4
12	15.9	12.0 - 28.6
14	10.0	10.0 - 30.8
16	13.1 *L	26.7 - 125.0
18	16.3 *L	32.5 - 190.5
20	20.9	20.0 - 136.4
23	26.8	0.0 - 63.3
28	21.4	0.0 - 50.0



P: 1300 688 522
E: info@nutripath.com.au
A: PO Box 442 Ashburton VIC 3142

TEST PATIENT

GUa d`Y`HYgh`BUa Y
Sex : :
DUH` Collected : 00-00-0000
111 H9GH`ROAD`TEST SUBURB`.....
@AB =8: 00000000 UR#:0000000

TEST PHYSICIAN

DR JOHN DOE
111 CLINIC STF 99H
7@B=7`GI 6I F 6`J =7` \$\$\$

Testosterone Day 11

Result (pmol/L)
41.0

Range
25.0 - 190.0





P: 1300 688 522

E: info@nutripath.com.au

A: PO Box 442 Ashburton VIC 3142

TEST PATIENT

GUa d'Y'HYghBUa Y

Sex : :

DUHY Collected : 00-00-0000

111 H9GH ROAD TEST SUBURB

@AB =8: 00000000 UR#:0000000

TEST PHYSICIAN

DR JOHN DOE

111 CLINIC STF 99H

7@B=7'GI 6I F6'J =7'' \$\$\$

ENDOCRINOLOGY SALIVA

SALIVA

Result Range

Tests ordered: SFH28

(* Result outside normal reference range

(H) Result is above upper limit of reference rang (L) Result is below lower limit of reference range